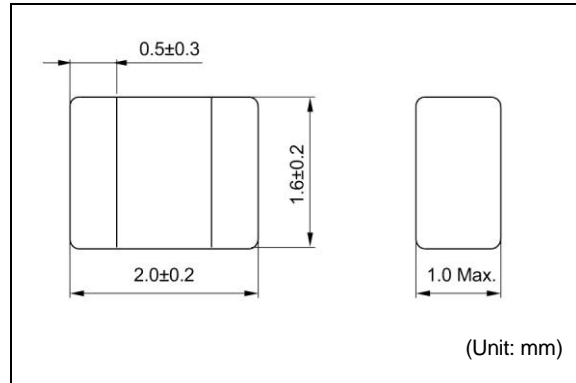



# DFE201610C

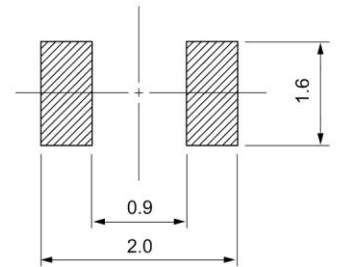
RoHS

REACH

Inductance Range: 0.56~2.2μH



## Recommended patterns 推荐焊盘尺寸



(Unit: mm)

## FEATURES 特点

- Miniature size: 2016 footprint (2.0mm×1.6mm) and low profile(1.0mm Max. height)
- The use of magnetic iron powder ensure capability for large current.
- The use of Flat wire for Low DC resistance.
- Magnetically shielded, low audible core noise.
- Reflow solderable.
- Operating temperature : -40~+85°C
- 小型薄型构造(2.0 × 1.6 mm、高度1.0mm Max.)
- 使用合金系磁性粉，保证了大电流
- 采用平角线、低直流电阻
- 闭磁路构造、低芯片噪音
- 适合回流焊接
- 使用温度范围：-40~+85°C

## STANDARD PART NUMBERS 标准零件号码

### TYPE DFE201610C (Quantity/reel; 3,000 PCS)

零件号码	电感值	公差	测试频率	最大直流电阻	最大允许直流电流	
Part Number	Inductance L(μH)	Tolerance (%)	Test Frequency (MHz)	DC Resistance (mΩ) Max. (Typ.)	Rated DC Current (A) Max. (Typ.)	
					ΔL/L=30%	ΔT=40°C
1285AS-H-R56M=P2	0.56	±20	1	59 (44)	2.8 (3.5)	2.8 (3.3)
1285AS-H-R68M=P2	0.68	±20	1	72 (55)	2.6 (3.2)	2.5 (2.9)
1285AS-H-1R0M=P2	1.0	±20	1	96 (80)	2.2 (2.7)	2.0 (2.3)
1285AS-H-1R5M=P2	1.5	±20	1	144 (120)	1.8 (2.2)	1.6 (1.9)
1285AS-H-2R2M=P2	2.2	±20	1	204 (170)	1.5 (1.9)	1.2 (1.4)

- (1) Inductance is measured with a LCR meter 4284A (Agilent Technologies) or equivalent. Test frequency at 1MHz
- (2) DC resistance is measured with 34420A (Agilent Technologies) or 3541(HIOKI). (Reference ambient temperature 20°C)
- (3) Maximum allowable DC current is that which causes a 30% inductance reduction from the initial value, coil temperature to rise by 40°C whichever is smaller. (Reference ambient temperature 20°C)

- (1)LCR仪表4284A (Agilent Technologies)或者功能相同的仪器在1MHz下测试电感值。
- (2)通过数码万用表34420A (Agilent Technologies)/ 3541(HIOKI)或者相类似的工具测试直流电阻。(环境温度为20°C)
- (3)允许最大直流电的范围是以下两者中比较小的一个：从开始值降低30%的电感值，或者线圈温度升高40°C。(参考周围环境温度20°C)。